

Scaled data based on original data using
LM-79-08 Approved Method: Electrical and Photometric Measurements of Solid-
State Lighting Products

Test Report Prepared for
Cooper Lighting Solutions
(formerly Eaton)

Brand: STREETWORKS

Report Number: P367943

Luminaire Tested: **PMM-SA3C-730-U-5WQ**

Issue Date: 12/2/2019

Test Information

Test Method: LM-79-08
Report Number: P367943
TEST IS SCALED FROM IESNA LM-79-08 TEST DATA (G2-1910-543-4)
Test Lab: INNOVATION CENTER
Issue Date: 12/2/2019
Manufacturer: COOPER LIGHTING SOLUTIONS (FORMERLY EATON)
Product Line: STREETWORKS
Catalog Number: PMM-SA3C-730-U-5WQ
Description: MESA POST TOP DECORATIVE LUMINAIRE. (3) LIGHTSQUARES WITH 16 LEDS EACH AND TYPE V WIDE OPTICS.
Light Source: -
Ballast/Driver: ELECTRONIC DRIVER

Summary

Lumens per Lamp: N/A
Luminaire Lumens: 17786 lumens
Efficiency: N/A
Efficacy: 107.1 lumens/watt
Luminous Opening: Rectangular (W 1' x L: 1' x H: 0')
IES Classification: Type V - Short
BUG Rating: B5 - U0 - G3

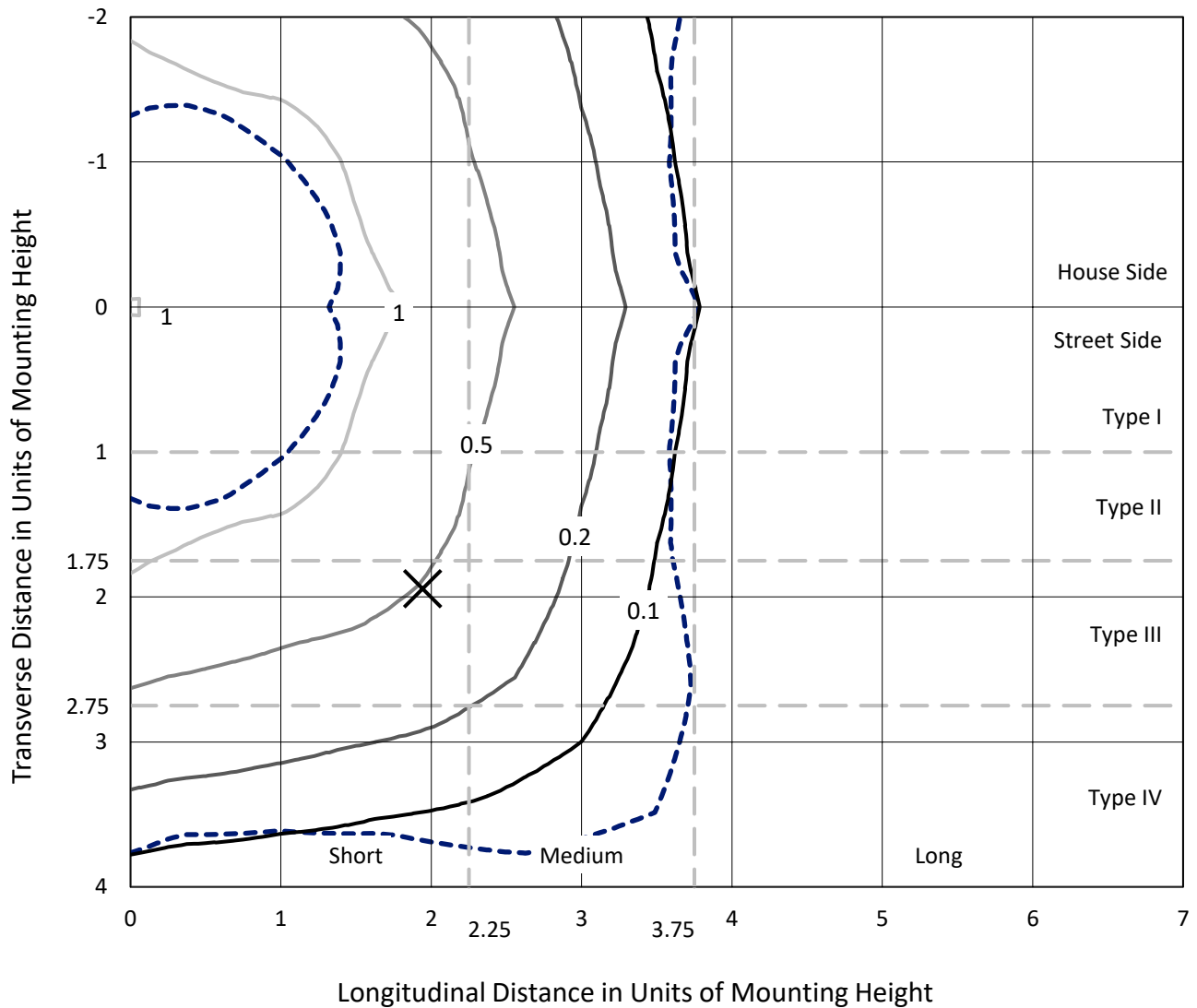
Input Watts (W): 166
Input Voltage (V): NR
Input Current (Ain): NR
Voltage Rise (V): NR
Power Factor: NR
Total Harmonic Distortion (THDi): NR
Frequency (hertz): 60
Stabilization Time: NR
Operation Time: NR
Ambient Temperature (°C): NR
Test Distance: 28.75 FT



REPORT NUMBER: P367943
 CATALOG NUMBER: PMM-SA3C-730-U-5WQ

Iso-Footcandle Lines of Horizontal Illumination

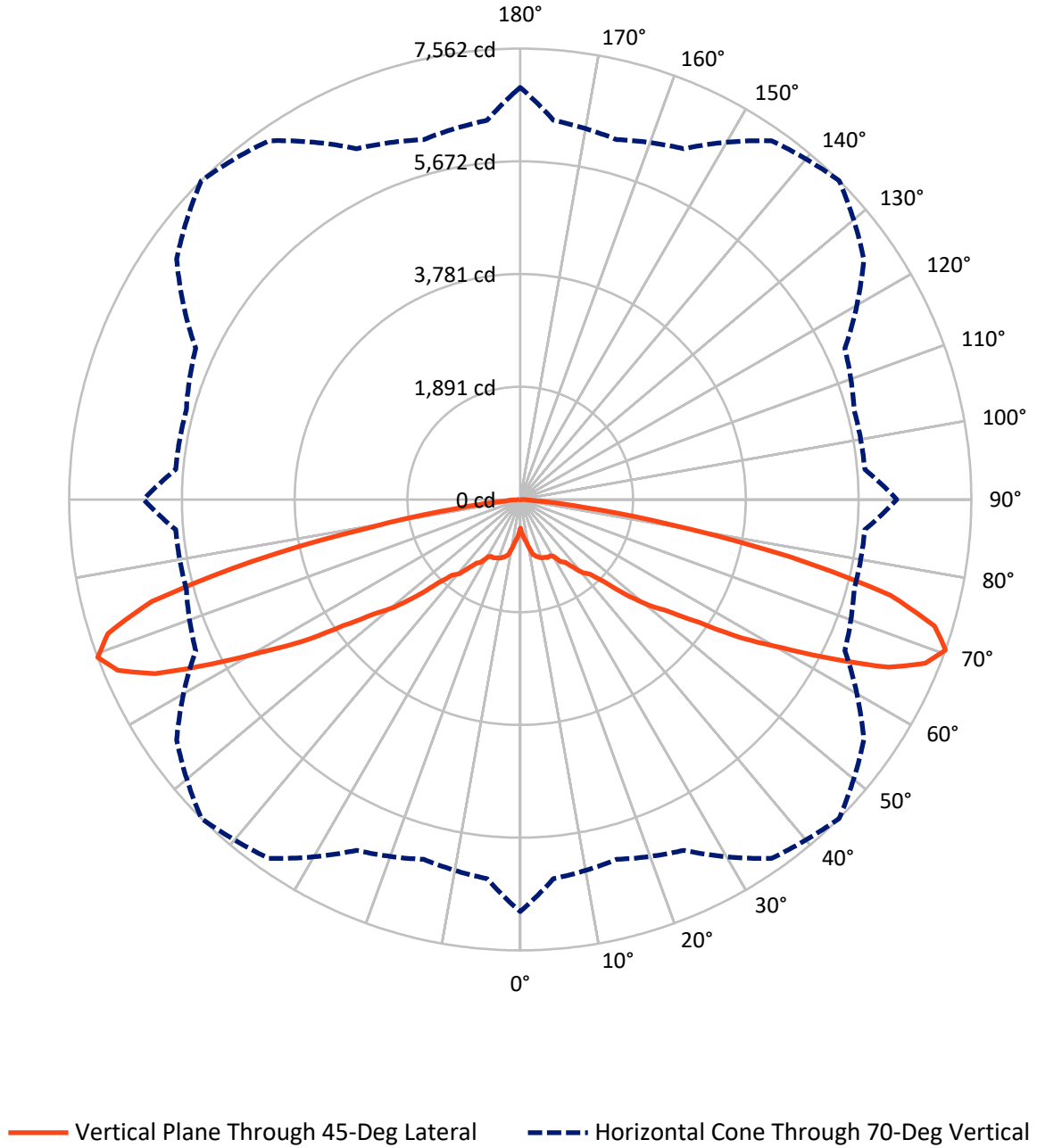
✕ Max cd
 - - - 1/2 Max cd



Based on 25 foot mounting height. Maximum calculated value = 1.5 fc
 Type V - Short - N/A

REPORT NUMBER: P367943
CATALOG NUMBER: PMM-SA3C-730-U-5WQ

Luminous Intensity Polar Plot



REPORT NUMBER: P367943
 CATALOG NUMBER: PMM-SA3C-730-U-5WQ

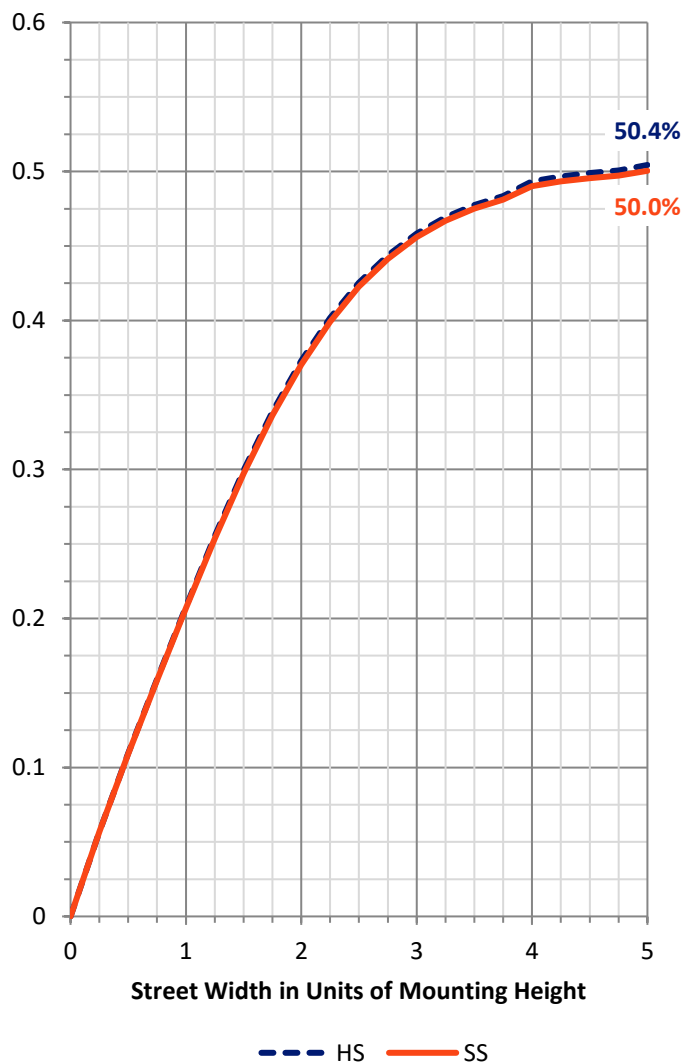
FLUX DISTRIBUTION:

		Downward	Upward	Total
House Side	Lumens	8893.0	0.0	8893.0
	% Fixture	50.0	0.0	50.0
Street Side	Lumens	8893.0	0.0	8893.0
	% Fixture	50.0	0.0	50.0
Total	Lumens	17786.0	0.0	17786.0
	% Fixture	100.0	0.0	100.0

ZONAL LUMENS:

Zone	Lumens	% Fixture
0°-10°	69.9	0.4
10°-20°	280.0	1.6
20°-30°	529.3	3.0
30°-40°	922.0	5.2
40°-50°	1762.6	9.9
50°-60°	3417.8	19.2
60°-70°	5984.7	33.6
70°-80°	4497.8	25.3
80°-90°	321.8	1.8
90°-100°	0.0	0.0
100°-110°	0.0	0.0
110°-120°	0.0	0.0
120°-130°	0.0	0.0
130°-140°	0.0	0.0
140°-150°	0.0	0.0
150°-160°	0.0	0.0
160°-170°	0.0	0.0
170°-180°	0.0	0.0
0°-90°	17786.0	100.0
0°-180°	17786.0	100.0

Coefficient of Utilization



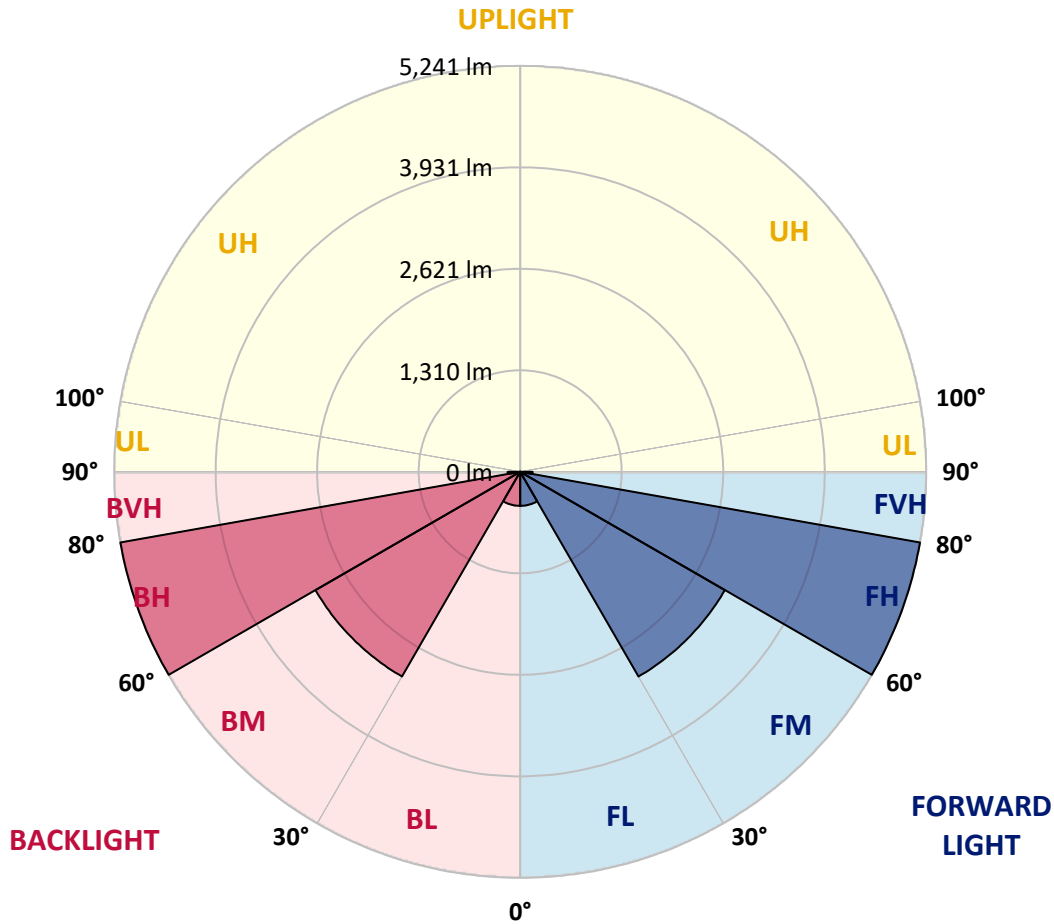
REPORT NUMBER: P367943
 CATALOG NUMBER: PMM-SA3C-730-U-5WQ

LUMINAIRE CLASSIFICATION SYSTEM LUMEN TABLE AND BUG RATING:

Zone	Lumens	% Fixture	Zone Rating/Lumen Limit		
			B	U	G
FL (0°-30°)	439.6	2.5			
FM (30°-60°)	3051.2	17.2			
FH (60°-80°)	5241.3	29.5			G3/7500
FVH (80°-90°)	160.9	0.9			G2/225
BL (0°-30°)	439.6	2.5	B1/500		
BM (30°-60°)	3051.2	17.2	B3/5000		
BH (60°-80°)	5241.3	29.5	B5		G3/7500
BVH (80°-90°)	160.9	0.9			G2/225
UL (90°-100°)	0.0	0.0		U0/0	
UH (100°-180°)	0.0	0.0		U0/0	

BUG Rating: B5-U0-G3

Type V Short





REPORT NUMBER: P367943

CATALOG NUMBER: PMM-SA3C-730-U-5WQ

CANDELA DISTRIBUTION (FULL):

	0°	5°	15°	25°	35°	45°	55°	65°	75°	85°	90°
0°	480.9	480.9	480.9	480.9	480.9	480.9	480.9	480.9	480.9	480.9	480.9
2.5°	585.1	576.1	547.8	549.2	562.3	563.7	565.1	547.8	543.7	578.9	581.0
5°	743.1	722.4	701.7	693.4	681.0	646.5	684.5	688.6	696.9	723.8	736.2
7.5°	848.7	823.2	794.9	777.6	743.8	715.5	746.6	772.1	788.7	819.0	836.3
10°	868.7	853.5	852.1	821.8	815.6	825.9	823.8	824.5	849.4	850.1	860.4
12.5°	931.5	942.5	921.1	910.8	917.0	942.5	921.8	912.9	919.1	947.4	935.6
15°	1013.6	1026.7	994.3	977.7	961.2	985.3	963.9	979.8	999.8	1020.5	1010.1
17.5°	1104.7	1105.4	1061.2	999.8	1014.3	1017.7	1010.1	997.0	1054.3	1104.0	1099.1
20°	1154.3	1153.7	1077.8	994.3	1037.0	1044.6	1037.7	992.9	1079.1	1147.4	1145.4
22.5°	1205.4	1190.2	1099.1	1031.5	1047.4	1053.6	1037.7	1033.6	1099.1	1194.4	1193.7
25°	1233.0	1246.1	1146.1	1104.0	1090.9	1076.4	1090.2	1097.1	1159.9	1253.0	1226.1
27.5°	1319.3	1297.9	1159.9	1155.7	1128.1	1070.9	1118.5	1152.3	1155.7	1306.1	1333.7
30°	1397.2	1405.5	1222.0	1228.2	1177.8	1105.4	1179.2	1233.0	1243.4	1406.9	1404.1
32.5°	1480.0	1483.5	1332.4	1268.2	1246.8	1244.0	1215.8	1262.7	1344.1	1475.2	1480.7
35°	1605.6	1633.9	1431.0	1344.8	1317.9	1290.3	1315.1	1357.2	1433.1	1629.7	1615.9
37.5°	1893.3	1848.5	1645.6	1466.9	1449.0	1437.9	1457.9	1488.3	1643.5	1853.3	1917.5
40°	2094.1	2072.7	1796.7	1669.1	1555.9	1615.3	1568.3	1685.6	1814.0	2074.1	2115.5
42.5°	2405.3	2310.1	2026.5	1868.5	1751.2	1709.1	1735.3	1888.5	2052.0	2341.8	2423.2
45°	2704.1	2557.1	2314.2	2174.8	1996.8	1952.7	1987.9	2167.9	2357.0	2586.1	2729.6
47.5°	3009.0	2857.2	2590.2	2388.7	2243.1	2374.9	2259.7	2430.8	2619.2	2885.5	3013.2
50°	3325.7	3157.4	2893.8	2674.4	2662.0	2778.6	2640.6	2728.2	2902.8	3178.8	3329.2
52.5°	3689.4	3507.9	3244.3	3096.0	3124.9	3117.4	3089.8	3073.9	3245.7	3516.9	3695.6
55°	4122.0	3926.0	3715.6	3647.3	3727.3	3641.1	3681.8	3676.2	3701.1	3895.0	4104.0
57.5°	4645.0	4423.5	4212.4	4197.2	4300.0	4381.4	4309.0	4204.8	4161.3	4349.7	4589.1
60°	5303.9	5032.1	4800.2	4752.6	5045.9	5045.2	4979.6	4746.4	4729.9	4943.1	5231.5
62.5°	6031.9	5700.7	5447.4	5371.5	5831.1	5882.8	5678.6	5260.5	5346.0	5517.8	5860.1
65°	6650.1	6252.0	6016.0	5995.3	6556.9	6785.3	6334.1	5762.1	5789.7	5932.5	6303.0
67.5°	7053.0	6573.5	6385.8	6485.9	7184.1	7327.0	6907.5	6097.4	5999.4	6058.8	6501.7
70°	6911.6	6384.4	6249.2	6492.1	7346.3	7562.3	7031.0	6003.6	5795.2	5798.0	6312.7
72.5°	5840.0	5338.4	5402.6	5848.3	6962.7	7265.6	6459.7	5422.6	4996.2	4985.8	5453.0
75°	3861.9	3526.5	3779.7	4474.6	5788.3	6407.9	5352.2	4250.3	3715.6	3541.7	3902.6
77.5°	1689.1	1646.3	1859.5	2644.7	3946.0	4618.1	3834.3	2776.5	2021.0	1680.8	1836.1
80°	452.6	443.0	556.1	1003.2	1920.9	2543.3	2074.8	1107.4	578.2	420.9	446.4
82.5°	164.9	169.0	206.3	280.8	632.7	1070.9	689.3	323.6	218.7	179.4	179.4
85°	71.8	69.7	100.0	112.5	172.5	242.2	198.0	137.3	110.4	82.8	79.3
87.5°	19.3	24.1	33.8	35.2	44.8	36.6	52.4	48.3	41.4	29.0	23.5
90°	0.0	0.0	0.0	0.0	0.0	0.0	0.0	0.0	0.0	0.0	0.0

(END OF REPORT)